

# Electing Benefits in Oracle

Guide 2020



# SIGN IN ORACLE APPLICATIONS CLOUD

[Forgot Password](#)

Login with your provided Username  
(Employee ID) and Password  
(Temp@your zip code)



Good morning, [REDACTED]

Me Tools Others

QUICK ACTIONS

Edit My Details

Public Info

Change Photo

Information Sharing

Manage Document Records

Document Delivery Preferences

Manage Eligible Jobs

Onboarding Tasks

Show More

APPS



Directory



Onboarding



Checklist Tasks



Pay



Career and Performance



Personal Information



Benefits



Current Jobs



Web Clock




Roles and Delegations



**Click on the Benefits Icon**

Things to Finish





Review your benefits package and relevant info before you enroll.


[Make Changes](#)


Click "Make Changes" to make 2020 elections


Time Remaining <b>19 Days</b>	Make Changes Until <b>11/30/19 11:59 PM UTC</b>
----------------------------------	--


 **Pending Actions**  
Address your open items to complete enrollment


 **Your Benefits**  
See your current, past, and future enrollments

 **Report a Life Event**  
Record a life event for enrollment opportunities

 **People to Cover**  
Add family and others before you enroll

 **Primary Care Physicians**  
Provide physician details for yourself and others

 **Review Employee Resources**  
Review enrollment guidelines before you enroll

 **Need Help? Contact Us**  
Contact your representative for help



### Information

To cover family and others in benefits, add them now before you enroll.

### People

+ Add

If Applicable: Ensure all Dependents listed on any coverage and your life beneficiary(ies) are listed here

### Beneficiary Organizations

+ Add



There's nothing here so far.

Click the Add button (hover mouse over and it will become darker) and add on dependent/beneficiary at a time.



# People to Cover

Continue

Cancel



## Information

To cover family and others in benefits, add them now before you enroll.

## People

+ Add

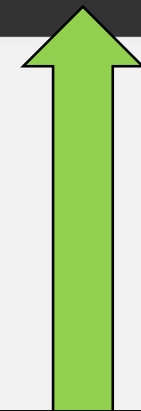


There's nothing here so far.

## Beneficiary Organizations



There's nothing here so far.



Click "Continue" to see election options for 2020

# Springer Benefits Program

Submit Cancel

Currency in USD

Your Total Cost

0.00  
Per Pay Period

Medical

Edit

Medical



There's nothing here so far.

Dental

Edit

Dental



Dental Waive

Vision

Edit

Vision

Click the edit button next to each election type to make your 2020 election. There is a waive option under each if you want to opt out of certain coverages. \*You Must elect or waive for each coverage before you can submit\*



# Medical

Continue Cancel

Once you select the edit arrow it will bring you here. This is where you make your election. These prices are the Non-Wellness, Nicotine user rates. No Nicotine will reduce cost by \$50 per pay Wellness will reduce cost by \$10 per pay

Currency in USD  
Your Total Cost 0.00  
Per Pay Period

## Medical

### Waive Medical

Waive

### Medical Rx (RBP)

**Employee Only**  
2,304.00 Annually 96.00 Per Pay

**Employee & Child(ren)**  
4,272.00 Annually 178.00 Per Pay


**Family**  
5,376.00 Annually 224.00 Per Pay

### Medical Rx (PPO 2)

**Employee Only**  
4,680.00 Annually 195.00 Per Pay

**Employee & Child(ren)**  
5,376.00 Annually 224.00 Per Pay

Click once election is made to advance to prior screen and make dental, vision, FSA, and Life Elections





# Sprengrer Benefits Program

Submit Cancel

Currency in USD  
Your Total Cost **96.00**  
Per Pay Period

Medical Edit  
Medical  
**Medical Rx (RBP)** 96.00  
Employee Only

Dental Edit  
Dental  
**Dental**  
Waive

Vision Edit  
Vision  
**Vision**

Once all elections are made click Submit